

CYLINDER COUPLINGS, CONNECTIONS, ACCESSORY, HOSES



CYLINDER COUPLINGS AND TRANSFILLING PIPES

CYLINDER COUPLINGS ACETYLENE



With ball valve and non return valve at cylinder connection acc. to TRAC 206,

Art.-No.	Cylinders
14037463	2
14037464	3
14037465	4
14037466	5
14037467	6

Attention! Please keep in mind Acetylene hoses have to be checked in 5 year terms acc. to TRAC 204, 5.3.7

CYLINDER COUPLINGS PROPANE



With high pressure hoses

Art.-No.	Cylinders
14037822	2
14037823	3
14037824	4
14037825	5
14037826	6

CYLINDER COUPLINGS FOR HIGH PRESSURE GASES



Art.-No.	Gas type	Cylinders
14037621	Oxygen	2
14037341	Oxygen	3
14037350	Oxygen	4
14037352	Oxygen	5
14037624	Nitrogen	2
14037623	Compressed Air	2
14037622	Hydrogen	2

TRANSFILLING PIPES FOR HIGH PRESSURE GASES



Art.-No.	Gas type
14037616	Oxygen
14037617	Hydrogen
14037618	Compressed air
14037619	Nitrogen
14037620	Argon / CO2

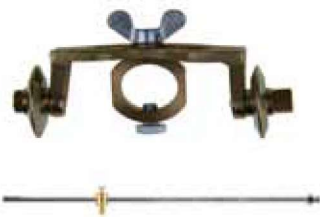
ACCESSORY

GAS SAVER WITH PILOT FLAME



Art.-No.	Gases
66390	Acetylene / Oxygen
66395	Propane / Oxygen

GUIDING CARRIAGE FOR TORCHES



Art.-No.	Use
66000	head ø 27 mm (short brackets) for ring nozzles
66003	head ø 25 mm for KE17
9430440	for gas mixing nozzles



Art.-No.	Use
66054	margin guidance bar for guidance carriage length ca. 400 mm
3370017	single wheel guidance carriage (head ø 27 mm)

TWIN VALVE



Art.-No.	Inlet	Use
66100	G 1/4"	for non flammable gases
66110	G 3/8"	for non flammable gases
66120	G 3/8" LH	for flammable gases

TEST GAUGE



Art.-No.	Connection	Indicating range
14008259	G 1/4"	0-10 bar
14008569	G 3/8"	0-10 bar
14008567	G 3/8" LH	0-2,5 bar

ACCESSORY

LIGHTER / FLINT STONES


Art.-No.
66200 pistol form lighter

66201 spare part flint stone 2,6 x 5 mm

66220 clamp form lighter


66221 spare part flint stone 3 x 20 mm

TORCH WRENCH


Art.-No.
66230 torch wrench

CLEANING NEEDLES WITH ALU-BOX

consisting of 9 needles (0,5 - 1,6 mm) and 1 rasp


Art.-No.
66300 cleaning needles in Alu box

SCRAPER

Material brass, 3 x 6 rows, diameter of wire 0,15 mm


Art.-No.
66305 scraper

ACCESSORY

HAND CUTTING MIRROR WITH MAGNET

**Art.-No.**

66380 hand cutting mirror with magnet

66381 replacement mirror blade 1,5 mm

PROTECTION GOGGLES ALU WITH SCREWED RING GLASSES

According to EN 166/170

**Art.-No.**

66360 goggles Alu 5A DIN

66361 replacement glasses 4A DIN

66362 replacement glasses 5A DIN

PROTECTION GOGGLES SYNTHETICS

**Art.-No.**

66375 goggles 5A DIN

6637505 replacement glasses 5A DIN (10-pack)

6637506 replacement glasses 6A DIN (10-pack)

ACCESSORY

LCD WELDING HELMET ECLIPSE II



Adjustable helmet with blackness values DIN 9,10,11,12 and 13. Density value DIN 4. closure time 0,3 ms, view field 92 x 42 mm, optical classes 1/2/1, DIN Certco Germany certified

Art.-No.

67300 helmet Eclipse II

LCD WELDING HELMET CHAMPION I



Adjustable helmet with blackness values DIN 9,10,11,12 and 13. Density value DIN 4. Closure time 0,2 ms, 2 optical sensors changeable 3V battery view field 97 x 60 mm, double LCD layer for improved visibility, optical classes 1/1/1/2

Art.-No.

67100 helmet Champion I

SPARE PARTS FOR LCD HELMET

Champion I

Art.-No.

6710002 headband

6710006 headband cushion

6710007 fixing nut for head band

6710008 sweat band

6710009 rubber seal

6710003 helmet casing

6710005 inner attachment pane

6710001 outer attachment pane

6710004 LCD filter



Eclipse II

Art.-No.

6730002 headband

6730008 sweat band

6730003 helmet casing

6730005 inner attachment pane

6730001 outer attachment pane



ACCESSORY

CYLINDER TROLLEY


Art.-No.

66405 suitable for 5l and 10l cylinders

CYLINDER TROLLEY


Art.-No.

66407 suitable for 20l cylinders

CYLINDER TROLLEY


Art.-No.

66409 suitable for 50l cylinders

THREADED NOZZLE


Art.-No.

65100 G 1/8" x 6 mm

65110 G 1/4" x 6 mm

65111 G 1/4" x 9 mm

65120 G 3/8" x 6 mm

65130 G 3/8" LH x 6 mm

65121 G 3/8" x 9 mm

65131 G 3/8" LH x 9 mm

65132 G 1/2" x 9 mm

ACCESSORY

HOSE TAILPIECES ACC. TO DIN EN 560




Art.-No.

65001	G 1/4" x 4 mm
65002	G 1/4" x 6 mm shortened
65003	G 1/4" x 9 mm shortened
65010	G 3/8" x 4 mm
65011	G 3/8" x 6 mm shortened
65012	G 3/8" x 9 mm shortened
65020	G 1/2" x 6 mm
65021	G 1/2" x 9 mm

other dimension available on demand

SWIVEL NUT ACC. TO DIN EN 560



Art.-No.

65049	G 1/4" (for nozzle 9 mm)
65050	G 1/4"
65051	G 1/4" LH
65060	G 3/8"
65062	G 3/8" LH
65070	G 1/2"
65071	G 1/2" LH
65073	G 3/4"
65083	G 3/4" LH

CRIMPING ACCORDING TO DIN EN 1256

Application: assembling of cutting and welding and Propane hoses



Art.-No.	Type	Outer Ø	Inner Ø	Wandstärke
66355	H 10/17	16	6,3 mm	5 mm
		16,3	9 mm	3,5 mm
66356	H 8/13,5	13,3	6,3 mm	3,5 mm
		12	4 mm	4 mm
66357	H 6/12	11	4 mm	3,5 mm

ASS HOSE CLAMPS



Art.-No.	Material	Dimension
66320	synthetics	16 x 16 mm
66335	Aluminium	11 x 11 mm
66340	Aluminium	16 x 16 mm

ACCESSORY

HOSE FITTINGS ACC. TO DIN EN 560


Art.-No.
65150 4 x 4 mm


65151 6 x 6 mm

65153 8 x 8 mm

65152 9 x 9 mm

HOSE COUPLERS

cone shaped seal face


Art.-No.
65200 G 1/4" x G 1/4"

65201 G 1/4" x G 1/4" LH

65202 G 1/4" LH x G 1/4" LH

65203 G 1/4" x G 3/8"

65204 G 1/4" x G 3/8" LH

65208 G 1/4" LH x G 3/8" LH

65216 G 1/4" LH x G 3/8"

65205 G 3/8" x G 3/8"

65206 G 3/8" LH x G 3/8" LH

65207 G 3/8" x G 3/8" LH

65223 G 3/8" x G 1/2"

65224 G 3/8" x G 1/2" LH

65225 G 3/8" LH x G 1/2"

65226 G 3/8" LH x G 1/2" LH

65227 G 3/8" LH x G 3/4"

65230 1/2" x 1/2"

65209 1/2" x 1/2" LH

65232 1/2" LH x 1/2" LH

65233 1/2" x 3/4"

65234 1/2" x 3/4" LH

65235 1/2" LH x 3/4" LH

65243 3/4" x 3/4"

65244 3/4" x 3/4" LH

65245 3/4" LH x 3/4" LH

65246 3/4" x 1"